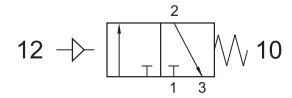


mini valvola di scarico rapido 3/2 G1/4"

mini 3/2 G1/4" quick exhaust valve



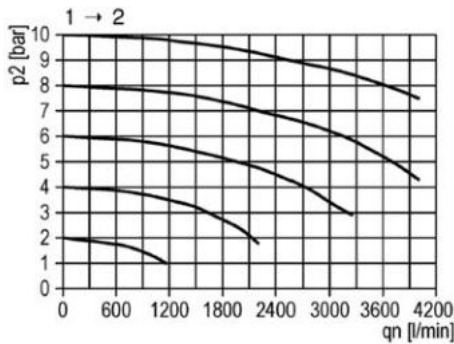
- Valvola 3/2 di scarico rapido e sezionamento circuito a comando pneumatico
Pneumatically actuated 3/2 quick exhaust and shut-off valve
- Elevata portata in scarico
High exhaust flow rate



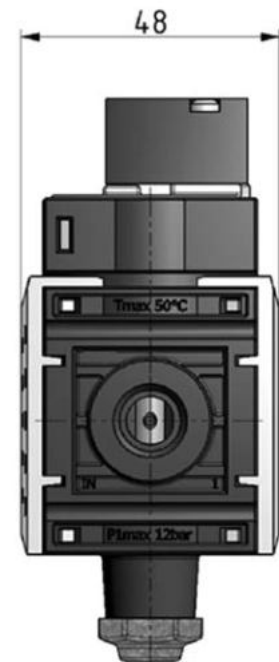
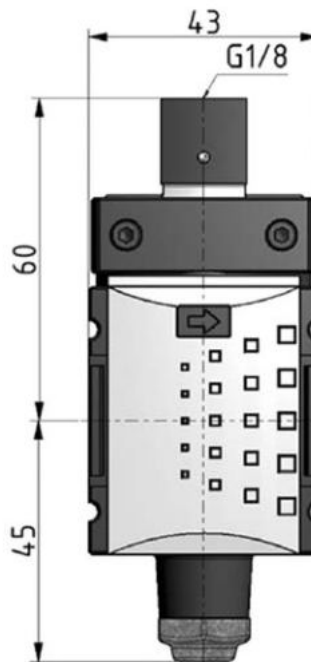
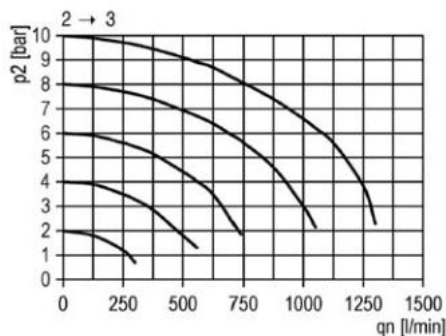
CODICE DI ORDINAZIONE <i>ORDER CODE</i>		SCR 2MK-P 16.291.0
Attacchi <i>Ports</i>		G1/4"
Temperatura di esercizio <i>Temperature range</i>		0 ... +50°C
Peso <i>Weight</i>		0.2 kg
Pressione di esercizio <i>Working pressure range</i>	P_{min} P_{max}	2 bar; 0.2 MPa 12 bar; 1.2 MPa
Portata massima in entrata <i>Inlet maximum flow rate</i>	Q_{max}	2000 NI/min
p = 6.3 bar; Δp = 1 bar		
Portata massima in scarico <i>Exhaust maximum flow rate</i>	Q_{max}	400 NI/min



Portata in entrata
Inlet flow rate



Portata in scarico
Exhaust flow rate



Materiali

Corpo: tecnopolimero

Guarnizioni: NBR

Parti interne: ottone e INOX

Materials

Body: technopolymer

Seals: NBR

Internal parts: brass and stainless steel

La staffa di fissaggio deve essere acquistata separatamente.
Mounting bracket is bought separately.