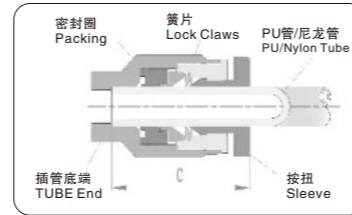


气管的最小插入长度如下表，使用时必须要留有下表所示的气管长度的余量。

The minimum insertion length of tubing is as listed, however, the tubing length tolerance as listed is necessary in practice.

气管外径 Tube Size		φ4	φ6	φ8	φ10	φ12	φ16
插管深度C Sleeve Size C	金属Metal	14.6	15.2	16.2	18.7	21.7	24.5
	塑料Plastic	15.1	16	18.1	20.4	23.2	24.2



3.拆卸气管时注意事项

- 拆卸气管时，应检查确认气管内的气压是否为0。
- 在拆卸气管时，均匀而深深地按住按钮后，再拉出气管，如按压力量不足，则气管不易被拉出，而气管外壁会被锁紧爪划出痕迹，可能会成为漏气的原因。
- 在拆卸气管时，不要左右或360度旋转气管，如此气管可能被锁紧爪划出沟槽，拉不出来。

3.Cautions during disassembly of tubing Before disconnection of tubing, always check tubing internal pressure for zero.

For disconnection of tubing, always press sleeve heavily and then pull out tubing. If sleeve is not pressed with enough force, it is hard to pull out tubing and external surface scratch might be resulted by locking claw, which is the cause of air leakage.

Don't swing or rotate tubing in disconnection otherwise groove might be resulted on the tubing surface by locking claw to prevent tubing from pulling.

4.产品本身使用注意事项

- 在拧管接头时，用适当的工具拧管接头的外六角或内六角部位。
- 在拧螺丝时，按螺纹规格推荐扭矩，如用大于推荐扭矩的来拧，则可能造成螺纹的损坏和漏气。还有，如用小于推荐扭矩的扭矩来拧螺丝，则存在漏气和螺丝松动的可能。
- 在拧紧螺丝后，本公司大部分产品都可以调整气管的方向，如调整费力时，请用推荐扭矩内的力拧转螺纹来调整气管方向。

Always use proper tool to tighten external hexagonal and internal hexagonal parts of the tube joint.
Always apply recommended torque on screws otherwise extra torque might damage thread and cause air leakage while insufficient torque might cause loose screws and air leakage.
After screws are tightened, you may adjust the direction of tubing with most of our tube joint. If it is hard in adjustment, you may apply recommended torque to turn screw to adjust direction of tubing.

按螺纹规格推荐的扭矩

Recommended Torque for Different Thread Specification

螺纹种类 Thread Type	螺纹规格 Thread Specification	Torque(kgf.cm)
公制螺纹 Metric thread	M3	7
	M5	15-19
	M6	20-27
锥管螺纹 R/Rc thread	R/Rc1/8	70-90
	R/Rc1/4	120-140
	R/Rc3/8	220-240
	R/Rc1/2	280-300
UNF(Unified) 螺纹thread	NO.10-32 UNF	70-90
	1/16	70-90
NPT螺纹 NPT thread	1/8	70-90
	1/4	120-140
	3/8	220-240
	1/2	280-300

快速接头及辅件 Tube Fitting & Accessories

快速接头/ Tube Fitting

■ 用途

为用于气压配管的单触式管连接口，根据使用者的情况，可用于多种用途。

■ 特点

- 1.快速安装，简单灵巧，节省空间；
- 2.型式多样，满足任何气动布管需要；
- 3.即使安装以后，塑料管体也可任意转向；
- 4.所有锥管螺纹预涂聚四氟乙烯防漏胶，密封性能好；
- 5.接头均带内六角孔，便于狭窄处安装。

■ Application

One-touch tube joint is for the application of air pressure tubing. However, it applies to other application depend upon the user condition.

■ Characteristics

- 1.Quick installation,simple and flexible,space-saving.
- 2.The tube fitting comes in a wide variety of models to meet all your needs in pneumatic piping.
- 3.Even after installation,the direction of tubing can be changed freely.
- 4.All taper pipe threads are pre-coated with Teflon with fine seal performance.
- 5.All fittings are equipped with the internal hexagonal holes.It is easy for them to be mounted in the narrow places.

■ 技术参数/ Specification

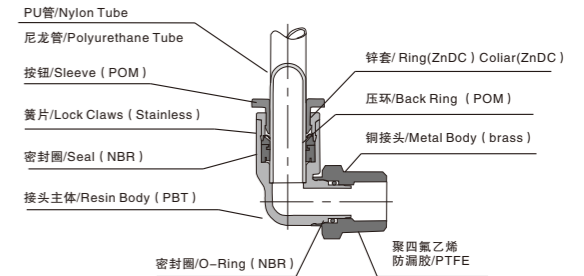
使用流体/ Fluid	空气，真空/ Air, Vacuum
使用压力范围/ Pressure Range	0~0.9MPa
负压/ Negative Pressure	-100KPa(10Torr)
耐压/ Max Pressure	1.5MPa
使用温度范围/ Temperature Range	-10~80℃
适用软管/ Applicable Tube	尼龙及PU/ Nylon(PA) Polyurethane (PU)

■ 型号命名/ Product Code System

E P C 8 - 0 1
① ② ③ ④

- ① 系列号/ Series : E为黑色系列,A为灰色系列,Z为锌合金系列
E indicates black series, A grey series, Z zinc alloy series.
- ② 型号/ Type
- ③ 气管外径/ Tube outer diameter

■ 结构图/ Structure Chart



⚠ 注意 Caution

在使用前必读懂样本共同注意事项和管接头使用注意事项。
在连接管接头和气管时，请把气管插到底。
如没有连接好，则可能发生漏气或气管脱落现象。
Please pay attention to the caution and warning before usage.
Please insert the tube to the bottom when connecting the fittings and tubes.
Air leaking or tube falling may happened if not connect well.

⚠ 警告 Warning

如使用流体为水，请检查确认与产品规格所示条件是否吻合后再使用。
如不然，则可能发生管接头的破损，漏气及管脱落现象。
If use waterfluid, Please check and confirm to comply with specification otherwise, breakage, air leakage, falling would happen.

代号/Code	公制管/ Metric Size						英制管/ Inch Size						
	4	6	8	10	12	16	5/32	3/16	1/14	5/16	3/8	1/2	
气管外径 Tube outer diameter	mm	φ4	φ6	φ8	φ10	φ12	φ16	φ5/32	φ3/16	φ1/14	φ5/16	φ3/8	φ1/2

④ 螺纹型式及尺寸/Thread Type and size

代号/Code	公制/ Metric Size									
	M5	M6	M8	M10	M12	M12A	M14	M16	M20	
螺纹/Thread	M5×0.8	M6×1	M8×1	M10×1	M12×1.25	M12×1.5	M14×1.5	M16×1.5	M20×1.5	

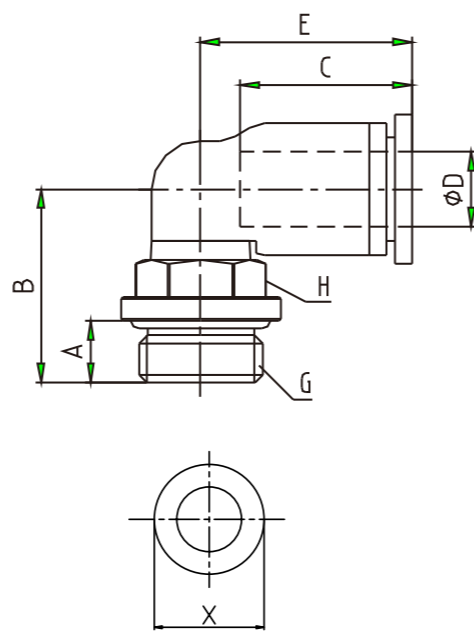
代号/Code	55° 锥管螺纹/ 55° Taper Pipe Thread					55° G螺纹/ 55° G - Thread					
	01	02	03	04	06	Code	G01	G02	G03	G04	G06
螺纹/Thread	R1/8	R1/4	R3/8	R1/2	R3/4	Size	G1/8	G1/4	G3/8	G1/2	G3/4

代号/Code	统一细牙螺纹/ UNF			美制60° 锥管螺纹/American Standand taper pipe thread(NPT)		
	U10	N01	N02	N03	N04	N06
螺纹/Thread	10-32UNF	NPT1/8	NPT1/4	NPT3/8	NPT1/2	NPT3/4

※注：本公司可供各种气管外径与螺纹型式的任意组合，如客户另有特殊要求，可与本公司各地亿日销售公司或代理机构联系。
※Note:Our company may provide any combination form of various outside diameter of air pipe and thread type.For special requirements,clients may contact Easun sales companies or agents in all areas.

AGPL

Male Elbow



MODEL	A	B	C	ϕD	E	H	G	X
AGPL 4-G01	5.5	17.5	14.9	4	18.8	10	G1/8	10
AGPL 4-G02	6.5	19	14.9	4	18.8	10	G1/4	10
AGPL 4-G03	7.5	20.1	14.9	4	18.8	12	G3/8	10
AGPL 6-G01	5.5	18.5	16	6	20	10	G1/8	12
AGPL 6-G02	6.5	20	16	6	20	10	G1/4	12
AGPL 6-G03	7.5	21.1	16	6	20	12	G3/8	12
AGPL 6-G04	9	23.5	16	6	20	12	G1/2	12
AGPL 8-G01	5.5	22	18.3	8	22.5	14	G1/8	14
AGPL 8-G02	6.5	20.5	18.3	8	22.5	12	G1/4	14
AGPL 8-G03	7.5	21.6	18.3	8	22.5	12	G3/8	14
AGPL 8-G04	9	24	18.3	8	22.5	14	G1/2	14
AGPL 10-G01	5.5	23.3	21	10	26.9	17	G1/8	17
AGPL 10-G02	6.5	24.3	21	10	26.9	17	G1/4	17
AGPL 10-G03	7.5	22.8	21	10	26.9	20	G3/8	17
AGPL 10-G04	9	25.7	21	10	26.9	17	G1/2	17
AGPL 12-G01	5.5	24.8	22.6	12	28.5	17	G1/8	20
AGPL 12-G02	6.5	25.8	22.6	12	28.5	17	G1/4	20
AGPL 12-G03	7.5	24.3	22.6	12	28.5	20	G3/8	20
AGPL 12-G04	9	27.2	22.6	12	28.5	17	G1/2	20
AGPL 14-G02	6.5	31.2	24.5	14	33.5	20	G1/4	23.5
AGPL 14-G03	7.5	32.2	24.5	14	33.5	20	G3/8	23.5
AGPL 14-G04	9	30.4	24.5	14	33.5	24	G1/2	23.5
AGPL 16-G03	7.5	21.7	25	16	33.5	20	G3/8	23.5
AGPL 16-G04	9	29.9	25	16	33.5	24	G1/2	23.5